


**GN068**

**MG002**

**SP-SB-RING**

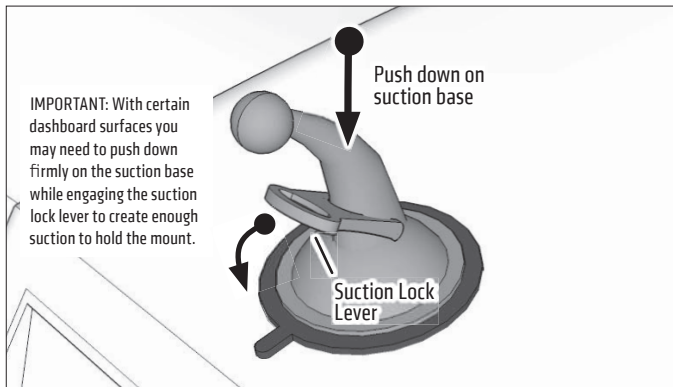
\*If the sticky suction base becomes dirty or loses stickiness, rinse under warm water with mild liquid soap and let air dry.

**Package Contents:**

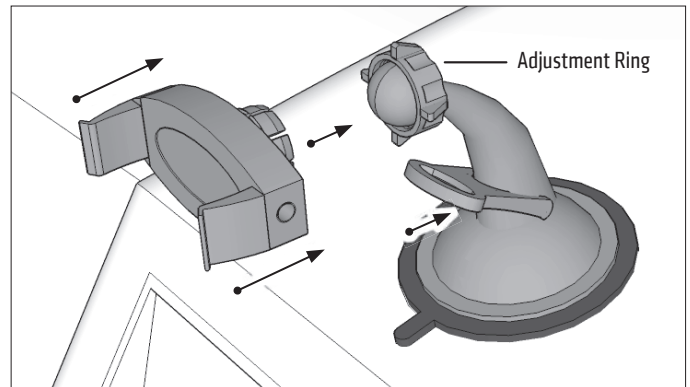
- (1) MG002 – Mobile Grip 2 Universal Smartphone Holder
- (1) GN068 – Sticky Suction Flat-Surface Mounting Pedestal
- (1) SP-SB-RING - Swivel Adjustment Ring

**DASHBOARD MOUNTING WARNING:** THE STICKY SUCTION PEDESTAL SHOULD NOT BE USED ON SOME TYPES OF DASHBOARDS. IT MAY LEAVE A PERMANENT INDENTATION ON DASHBOARD SURFACES MADE OF SOFT VINYL, LEATHER, OR SIMILAR MATERIALS. TO PREVENT PERMANENT INDENTATION MARKS, USE THE INCLUDED ADHESIVE MOUNTING DISK WHEN MOUNTING ON SOFT DASHBOARD SURFACES.

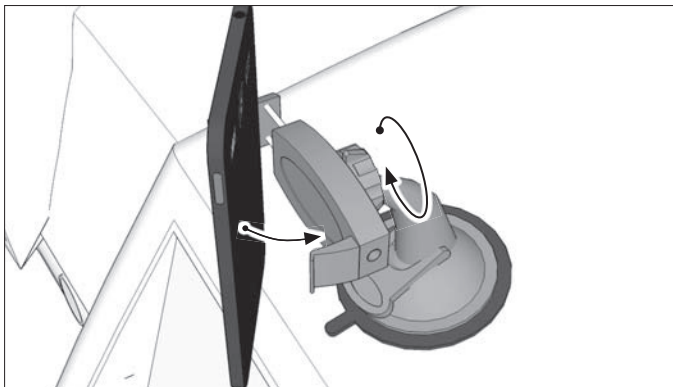
- 1** Attach pedestal to dash or windshield, push down on lever to engage suction lock.



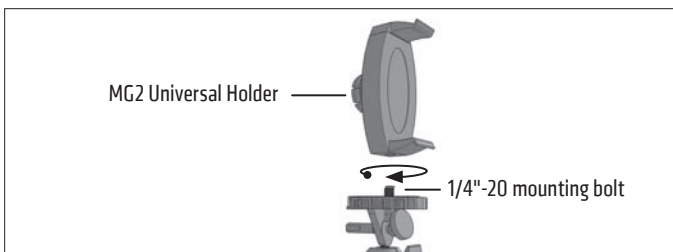
- 2** Place adjustment ring over the pedestal ball and snap Mobile Grip 2 Universal Holder onto the pedestal.



- 3** Insert device and tighten ring to set position.



**OPTIONAL:** Remove the rubber insert on the side of the Mobile Grip 2 Universal Holder to reveal a 1/4"-20 threaded camera mounting pattern for use on tripods (not included, sold separately).


**⚠ Safety Precautions**

Do not install Arkon products over an air bag cover or within the air bag deployment zone. Arkon Resources, Inc. assumes no responsibility of liability for injury or death as a result of car crashes and / or air bag deployment.

Arkon is not responsible for any damages caused to your vehicle, your device, or yourself due to the installation or use of this mount.